

STEP VAN, TRAILER AND **BOX TRUCK**

2026



UPFIT GUIDE

RANGER[™]
DESIGN

A Clariance Technologies Company

HELPING MOBILE TECHNICIANS WORK MORE EFFECTIVELY BY PROVIDING ORGANIZED STORAGE SOLUTIONS

**AT RANGER DESIGN,
WE BELIEVE MORE IS POSSIBLE.**

We believe work vehicles and the technicians that drive them can become more organized, more efficient, more productive and more profitable. At Ranger Design we're committed to bringing you the products and services that make that possible.

More means helping you choose the right work van for your application, as well as giving you engineering support and expert advice to help design the most efficient work space in your new vehicle.


More also means getting that new van outfitted and on the road faster, so you can start using it for the reason you bought it.

We're committed to bringing you more, because we believe more is possible.

HOW TO BUY



CONTRACTOR
P. 4



ELECTRICAL
P. 5



HVAC
P. 6



SERVICE
P. 8



DELIVERY
P. 9



ALUMINUM
P. 10



STORAGE
P. 12



ACCESSORIES
P. 13



DRAWERS
P. 14

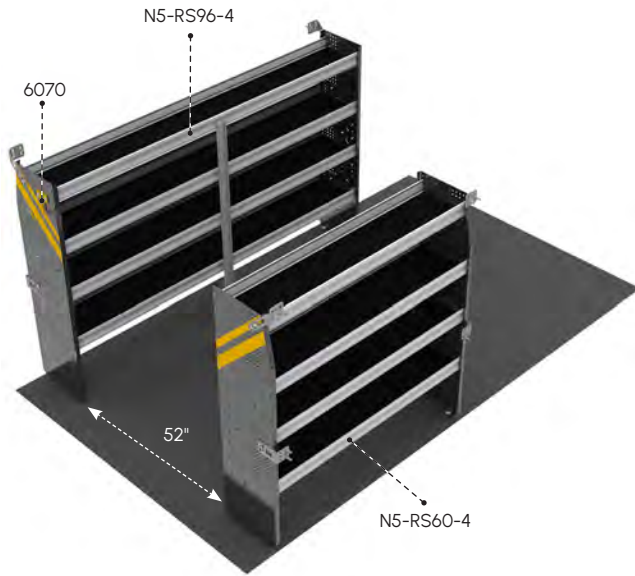
Large Distributor Network Across the Continent

Buy Ranger Design Quickship service is available through your local distributor. rangerdesign.com/find-distributor

Lead Time Quickship orders placed before 1PM EST, will ship from our factory within 48 hours.

CONTRACTOR PACKAGE

CONTRACTOR

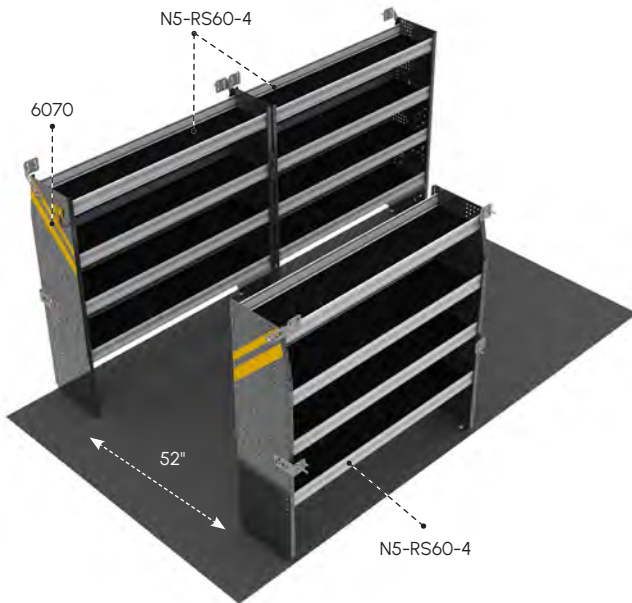


BTS-10 CONTRACTOR

MATERIAL	Steel	WHEELBASE	Short 10+
WEIGHT	211 lbs	ROOF HEIGHT	High
INSTALL TIME	2.8 hrs	QUICKSHIP	Yes

QTY	PART	DESCRIPTION
1	6070	6" Hook, 3" opening, painted
1	N5-RS60-4	Steel shelving unit, 14" D x 60" W x 62" H
1	N5-RS96-4	Steel shelving unit, 14" D x 96" W x 62" H

Aisle space calculated for this package is based on an 84" wide box.



BTL-10 CONTRACTOR

MATERIAL	Steel	WHEELBASE	Long 14+
WEIGHT	266 lbs	ROOF HEIGHT	High
INSTALL TIME	3.8 hrs	QUICKSHIP	Yes

QTY	PART	DESCRIPTION
1	6070	6" Hook, 3" opening, painted
3	N5-RS60-4	Steel shelving unit, 14" D x 60" W x 62" H

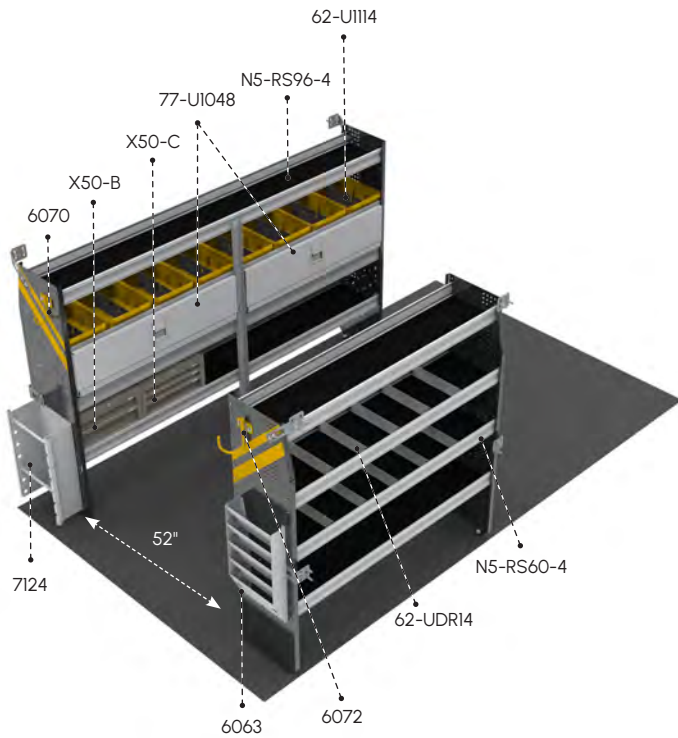
Aisle space calculated for this package is based on an 84" wide box.

ELECTRICAL PACKAGE

BTS-11

ELECTRICAL

MATERIAL	Steel	WHEELBASE	Short 10+
WEIGHT	324 lbs	ROOF HEIGHT	High
INSTALL TIME	5.3 hrs	QUICKSHIP	Yes



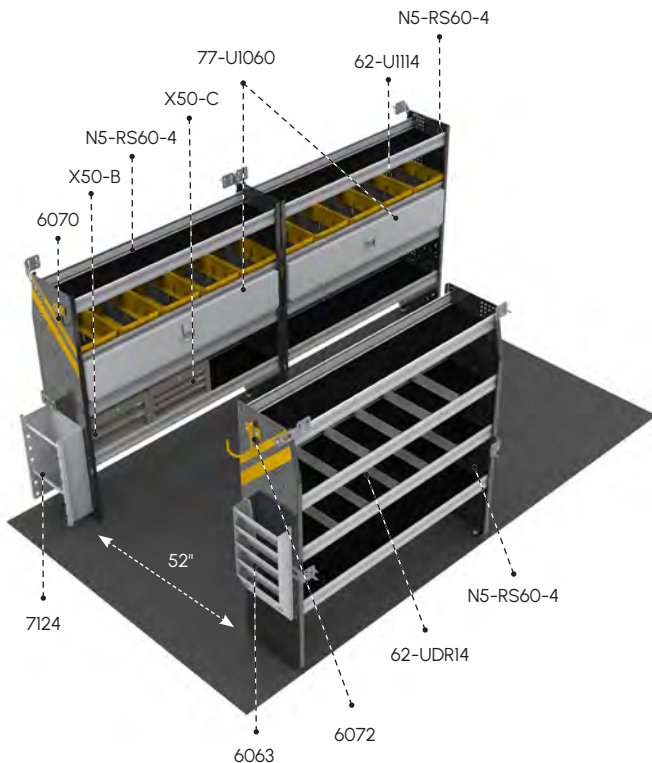
QTY	PART	DESCRIPTION
1	6063	Paper holder, extra deep, 5 slots
1	6070	6" Hook, 3" opening, painted
1	6072	8" Swivel hook, 4" opening, painted
8	62-U1114	14" Deep plastic bin
2	62-UDR14	Set of 5 dividers for a 14" shelf
1	7124	Reel holder with two 5/8" diameter rods
2	77-U1048	Adjustable shelving door unit - 45" W - for 48" & 96" shelves
1	N5-RS60-4	Steel shelving unit, 14" D x 60" W x 62" H
1	N5-RS96-4	Steel shelving unit, 14" D x 96" W x 62" H
1	X50-B	Compact 2-drawer unit
1	X50-C	Compact 3-drawer unit

Aisle space calculated for this package is based on an 84" wide box.

BTL-11

ELECTRICAL

MATERIAL	Steel	WHEELBASE	Long 14+
WEIGHT	386 lbs	ROOF HEIGHT	High
INSTALL TIME	6.3 hrs	QUICKSHIP	Yes

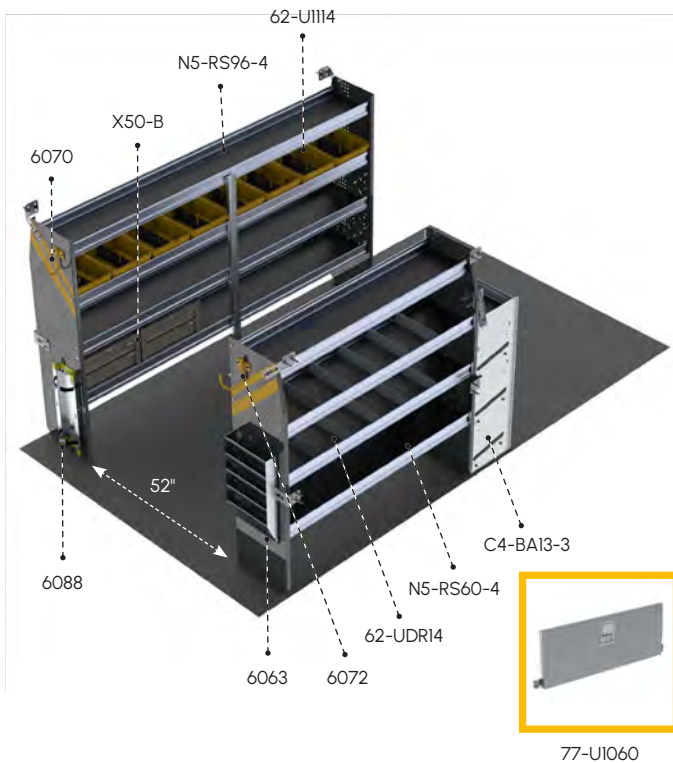


QTY	PART	DESCRIPTION
1	6063	Paper holder, extra deep, 5 slots
1	6070	6" Hook, 3" opening, painted
1	6072	8" Swivel hook, 4" opening, painted
10	62-U1114	14" Deep plastic bin
2	62-UDR14	Set of 5 dividers for a 14" shelf
1	7124	Reel holder with two 5/8" diameter rods
2	77-U1060	Adjustable shelving door unit - 57" W - for 60" shelves
3	N5-RS60-4	Steel shelving unit, 14" D x 60" W x 62" H
1	X50-B	Compact 2-drawer unit
1	X50-C	Compact 3-drawer unit

Aisle space calculated for this package is based on an 84" wide box.

HVAC PACKAGE

HVAC



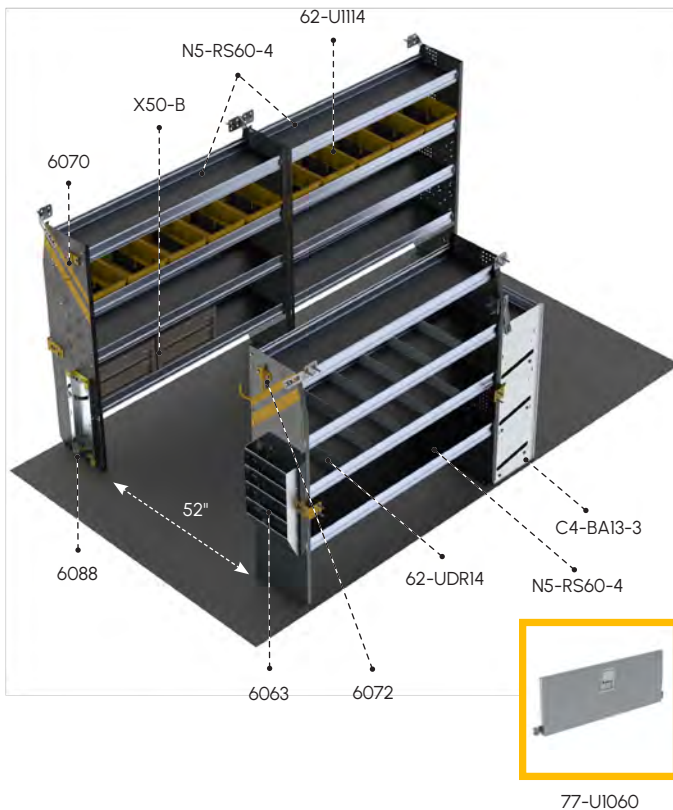
BTS-12 HVAC

MATERIAL	Steel	WHEELBASE	Short 10+
WEIGHT	311 lbs	ROOF HEIGHT	High
INSTALL TIME	5.1 hrs	QUICKSHIP	Yes

QTY	PART	DESCRIPTION
1	C4-BA13-3	3-Tier refrigerant rack for large bottles
1	6063	Paper holder, extra deep, 5 slots
1	6070	6" Hook, 3" opening, painted
1	6072	8" Swivel hook, 4" opening, painted
1	6088	Large aluminum bottle holder, with two black nylon straps
8	62-U1114	14" Deep plastic bin
2	62-UDR14	Set of 5 dividers for a 14" shelf
1	77-U1060	Adjustable shelving door unit - 57" W - for 60" shelves
1	N5-RS60-4	Steel shelving unit, 14" D x 60" W x 62" H
1	N5-RS96-4	Steel shelving unit, 14" D x 96" W x 62" H
2	X50-B	Compact 2-drawer unit

Aisle space calculated for this package is based on an 84" wide box.

Packages BTS-12 and BTL-12 are designed for boxes with side access. For boxes with no side access, it is recommended to reposition the C4-BA13-3C bottle rack.



BTL-12 HVAC

MATERIAL	Steel	WHEELBASE	Long 14+
WEIGHT	370 lbs	ROOF HEIGHT	High
INSTALL TIME	6.1 hrs	QUICKSHIP	Yes

QTY	PART	DESCRIPTION
1	C4-BA13-3	3-Tier refrigerant rack for large bottles
1	6063	Paper holder, extra deep, 5 slots
1	6070	6" Hook, 3" opening, painted
1	6072	8" Swivel hook, 4" opening, painted
1	6088	Large aluminum bottle holder, with two black nylon straps
10	62-U1114	14" Deep plastic bin
2	62-UDR14	Set of 5 dividers for a 14" shelf
1	77-U1060	Adjustable shelving door unit - 57" W - for 60" shelves
3	N5-RS60-4	Steel shelving units, 14" D x 60" W x 62" H
2	X50-B	Compact 2-drawer unit

Aisle space calculated for this package is based on an 84" wide box.


HVAC PACKAGE



HVAC



6070
6" Hook, 3" opening, painted



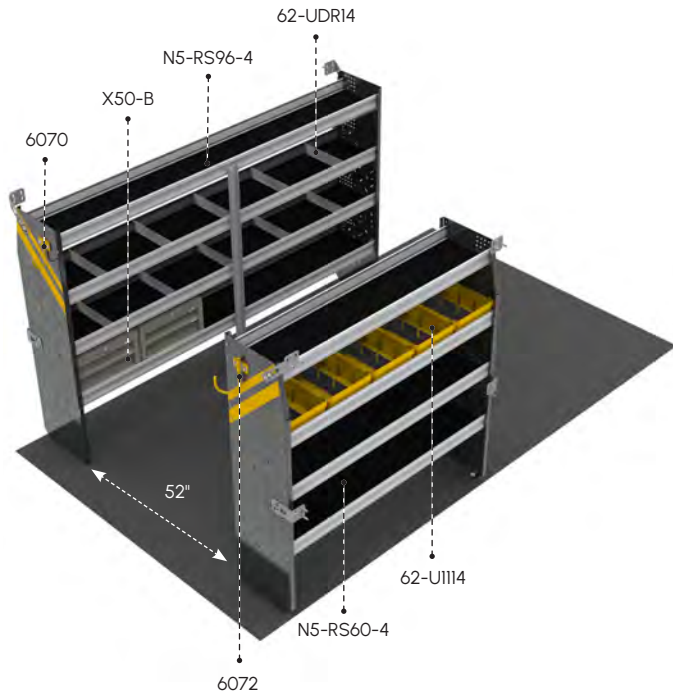
62-UDR14
Set of 5 dividers for a 14" shelf



77-U1060
Adjustable shelving door units

SERVICE PACKAGE

SERVICE

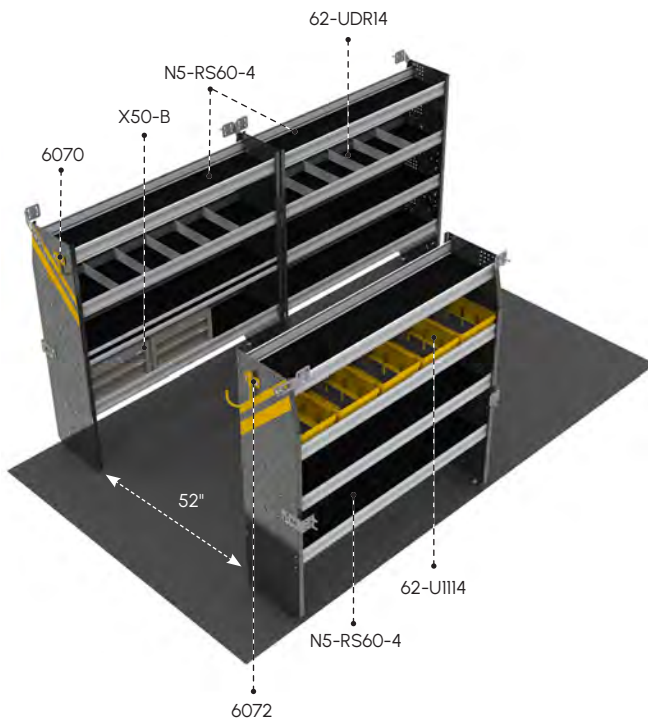


BTS-16 SERVICE

MATERIAL	Steel	WHEELBASE	Short 10+
WEIGHT	281 lbs	ROOF HEIGHT	High
INSTALL TIME	3.6 hrs	QUICKSHIP	Yes

QTY	PART	DESCRIPTION
1	6070	6" Hook, 3" opening, painted
1	6072	8" Swivel hook, 4" opening, painted
5	62-U1114	14" Deep plastic bin
2	62-UDR14	Set of 5 dividers for a 14" shelf
1	N5-RS60-4	Steel shelving unit, 14" D x 60" W x 62" H
1	N5-RS96-4	Steel shelving unit, 14" D x 96" W x 62" H
2	X50-B	Compact 2-drawer unit

Aisle space calculated for this package is based on an 84" wide box.



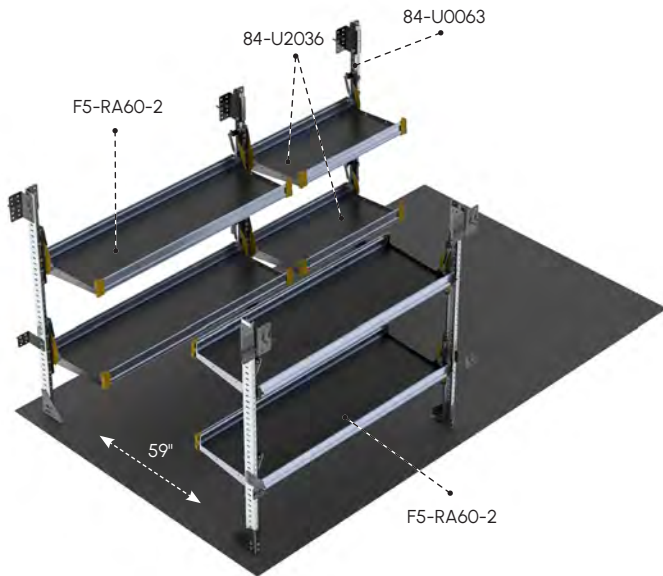
BTL-16 SERVICE

MATERIAL	Steel	WHEELBASE	Long 14+
WEIGHT	336 lbs	ROOF HEIGHT	High
INSTALL TIME	4.6 hrs	QUICKSHIP	Yes

QTY	PART	DESCRIPTION
1	6070	6" Hook, 3" opening, painted
1	6072	8" Swivel hook, 4" opening, painted
5	62-U1114	14" Deep plastic bin
2	62-UDR14	Set of 5 dividers for a 14" shelf
3	N5-RS60-4	Steel shelving units, 14" D x 60" W x 62" H
2	X50-B	Compact 2-drawer unit

Aisle space calculated for this package is based on an 84" wide box.

DELIVERY PACKAGE

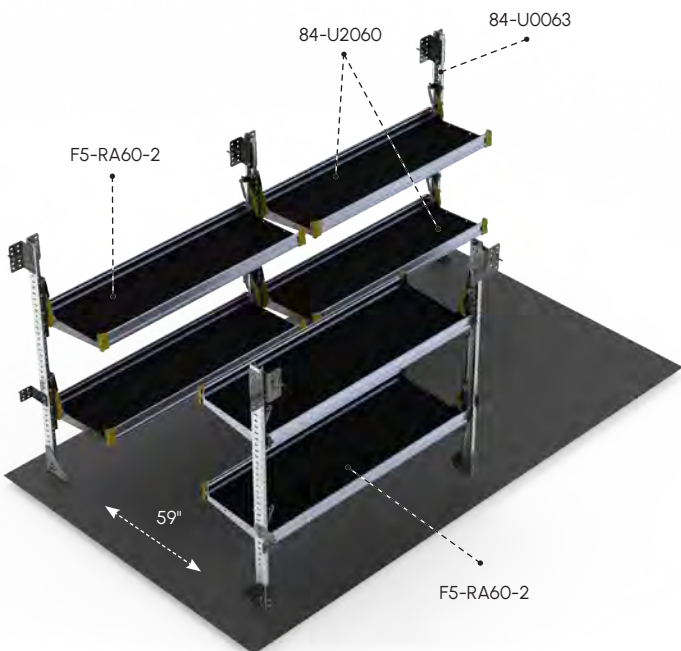


BTS-19 DELIVERY

MATERIAL	Aluminum	WHEELBASE	Short 10+
WEIGHT	212 lbs	ROOF HEIGHT	High
INSTALL TIME	4.3 hrs	QUICKSHIP	Yes

QTY	PART	DESCRIPTION
1	84-U0063	Post assembly for fold-away shelving 63"
2	84-U2036	Fold-away shelf tray, 20" D x 36" W
2	F5-RA60-2	Fold-away unit, 2 levels, 25" D x 60" W x 63" H

Aisle space calculated for this package is based on an 84" wide box.



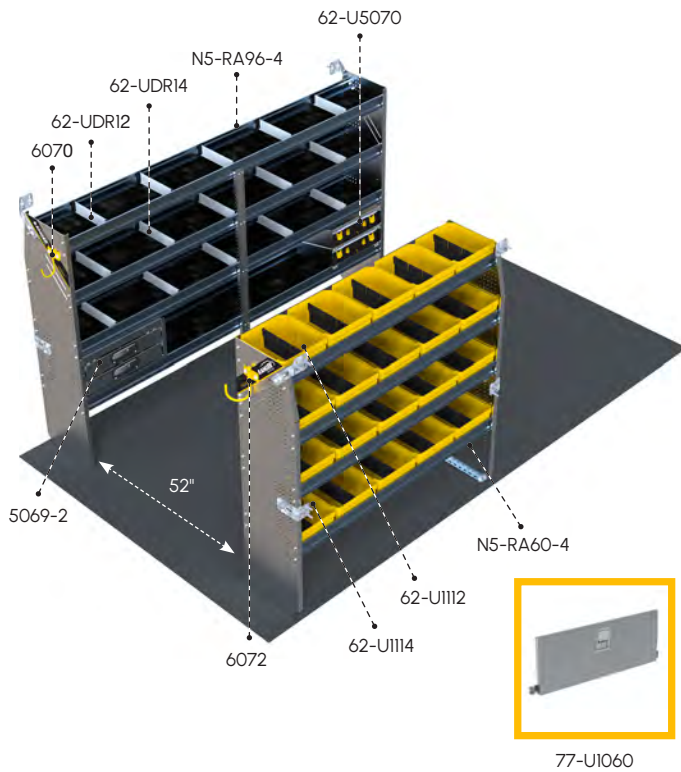
BTL-19 DELIVERY

MATERIAL	ALUMINUM	WHEELBASE	Long 14+
WEIGHT	226 lbs	ROOF HEIGHT	High
INSTALL TIME	4.3 hrs	QUICKSHIP	Yes

QTY	PART	DESCRIPTION
1	84-U0063	Post assembly for fold-away shelving 63"
2	84-U2060	Fold-away shelf tray, 60" W x 20" D
2	F5-RA60-2	Fold-away unit, 2 levels, 25" D x 60" W x 63" H

Aisle space calculated for this package is based on an 84" wide box.

ALUMINUM PACKAGE



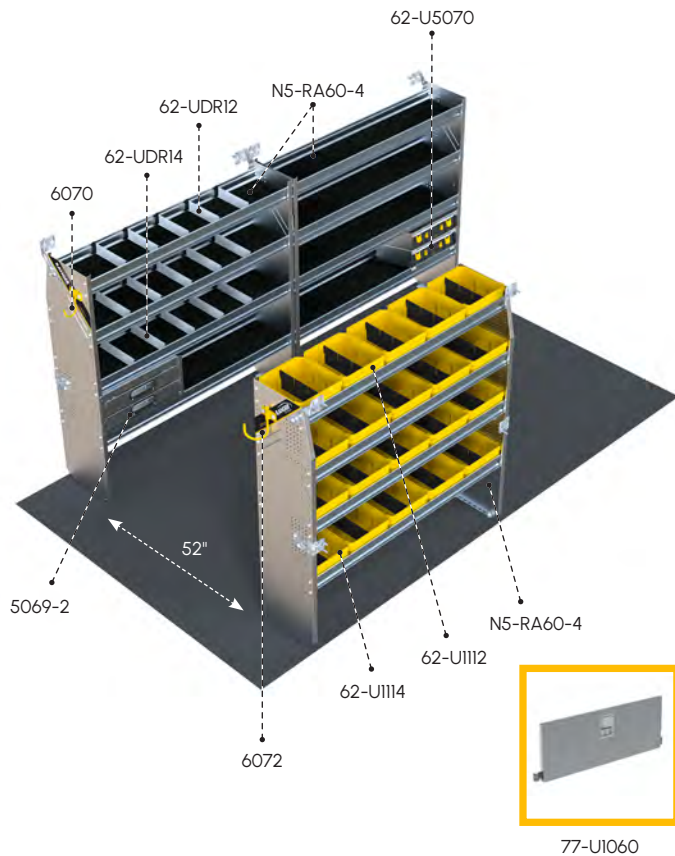
BTS-27 ALUMINUM

MATERIAL	Aluminum	WHEELBASE	Short 10+
WEIGHT	246 lbs	ROOF HEIGHT	High
INSTALL TIME	4.6 hrs	QUICKSHIP	Yes

QTY	PART	DESCRIPTION
1	5069-2	2-Drawer cabinet
2	62-U5070	Partskeeper carry case with holder
1	6070	6" Hook, 3" opening, painted
1	6072	8" Swivel hook, 4" opening, painted
5	62-U1112	12" Deep plastic bin
15	62-U1114	14" Deep plastic bin
1	62-UDR12	Set of 5 dividers for a 12" shelf
2	62-UDR14	Set of 5 dividers for a 14" shelf
1	77-UI060	Adjustable shelving door unit - 57" W - for 60" shelves
1	N5-RA60-4	Aluminum shelving unit, 60", 14"D x 60" W x 62"H
1	N5-RA96-4	Aluminum shelving unit, 96", 14"D x 96" W x 62"H

Aisle space calculated for this package is based on an 84" wide box.

ALUMINUM



BTL-27 ALUMINUM

MATERIAL	Aluminum	WHEELBASE	Long 14+
WEIGHT	281 lbs	ROOF HEIGHT	High
INSTALL TIME	6.8 hrs	QUICKSHIP	Yes

QTY	PART	DESCRIPTION
1	5069-2	2-Drawer cabinet
2	62-U5070	Partskeeper carry case with holder
1	6070	6" Hook, 3" opening, painted
1	6072	8" Swivel hook, 4" opening, painted
5	62-U1112	12" Deep plastic bin
15	62-U1114	14" Deep plastic bin
1	62-UDR12	Set of 5 dividers for a 12" shelf
2	62-UDR14	Set of 5 dividers for a 14" shelf
1	77-UI060	Adjustable shelving door unit - 57" W - for 60" shelves
3	N5-RA60-4	Aluminum shelving unit, 60", 14"D x 60" W x 62"H

Aisle space calculated for this package is based on an 84" wide box.

ALUMINUM PACKAGE



N5-RA60-4
Aluminum shelf unit



62-U1114
14" Deep bins with cross dividers



62-U5070
Partskeeper cases and holder

STORAGE UNITS

Ergonomic storage solutions for the cargo space in your vehicle.



CABINET FOR MILWAUKEE ORGANIZERS



62-U5076

Shelf Mount for Milwaukee Organizers and Toolboxes

ALUMINUM	
DIMENSIONS	3.3" D × 22.8" W × 14.7" H
WEIGHT	3.6 lbs



C5-MA20-6

2-Shelf Cabinet for Milwaukee Packout Organizers

ALUMINUM	
DIMENSIONS	14.9" D × 21.8" W × 62" H
WEIGHT	40 lbs



C5-PA18-8

Partskeeper Cabinet with 8 Carry Cases and 2 shelves

ALUMINUM	
DIMENSIONS	14" D × 19" W × 62" H
WEIGHT	68 lbs



N5-PS20-8

Partskeeper Cabinet with 8 Carry Cases and 2 shelves

STEEL	
DIMENSIONS	16" D × 20" W × 62" H
WEIGHT	89 lbs



N5-LA16-1

Locker with top shelf and 2 hooks


ALUMINUM	
DIMENSIONS	16" D × 14" W × 62" H
WEIGHT	41 lbs



N5-LS16-1

Locker with top shelf and 2 hooks

STEEL	
DIMENSIONS	16" D × 14" W × 62" H
WEIGHT	54 lbs



Compatible Cabinets
5060-5, 5060-6, 5060-8
(Sold separately)

S3-WA48-0

Workbench with hardwood top, 1 end-panel

ALUMINUM	
DIMENSIONS	18" D × 48" W × 40" H
WEIGHT	49 lbs



S3-WA48-1

Workbench with hardwood top, 1 shelf tray

ALUMINUM	
DIMENSIONS	18" D × 48" W × 40" H
WEIGHT	66 lbs

STORAGE UNITS

ACCESSORIES

Choose the finishing details to tailor the upfit to your specific needs.

CARGO HOLDERS

Keep your equipment organized with a dedicated storage spot. No more loose reels or cans on the floor. Everything stays secure and easy to reach.



6057

Can Holder

ALUMINUM	
DIMENSIONS	3" D x 8.5" W x 3" H
WEIGHT	1 lb



6061

2-Slot Paper Holder, extra deep

ALUMINUM	
DIMENSIONS	3.75" D x 12.75" W x 12" H
WEIGHT	2 lbs



6063

5-Slot Paper Holder, extra deep

ALUMINUM	
DIMENSIONS	3.75" D x 12.75" W x 24" H
WEIGHT	7 lbs



6068

Wire Hard Hat Holder

STEEL	
DIMENSIONS	—
WEIGHT	1 lb



7124

Reel Holder, two 5/8" rods

ALUMINUM	
DIMENSIONS	7.25" D x 15" W x 24" H
WEIGHT	11 lbs



5-SLOT PAPER HOLDER ON STEEL SHELF UNIT

STORAGE HOOKS

Keep frequently used items such as hats, vests and extension cords hanging within easy reach in your vehicle.



6070

6" Hook, 3" opening

STEEL	
DIMENSIONS	3" D
WEIGHT	2 lbs



6071

Triple 6" Hook, 3" opening

STEEL	
DIMENSIONS	4" D
WEIGHT	1 lbs



6073

Large Movable Hook

ALUMINUM	
DIMENSIONS	6.5" D x 2.75" W x 4" H
WEIGHT	1 lb

DRAWERS



SCAN AND VISIT OUR WEBSITE
TO VIEW MORE ACCESSORIES

GRAB HANDLES

Install a Grab Handle for maximum support and stability when climbing into your van. Grab Handles can also act as tie downs for extra cargo during transport.



6093-27

Large Grab Handle

STEEL	
DIMENSIONS	18" W x 30" H x 3.5" D
WEIGHT	3 lbs

LED LIGHTING

Keeps the cargo space bright and visible, no matter what time of day or night. Eliminate any chance of injury when searching through your tools in the dark.



6092-42

Universal LED Light Kit for vans (12V DC / 1200 Lm / 10W)

OTHER	
DIMENSIONS	42" L x 1" H
WEIGHT	1 lb

DRAWERS

Increase storage and organization with Ranger Design's line of drawer units.



5010

Partslider drawer

ALUMINUM	
DIMENSIONS	48" D x 12" W x 6" H
WEIGHT CAPACITY	150 lbs
WEIGHT	25 lbs



5020

Tool drawer

ALUMINUM	
DIMENSIONS	48" D x 14" W x 16" H
WEIGHT CAPACITY	320 lbs
WEIGHT	70 lbs



5048

Top edge, for 5010 Partslider

ALUMINUM	
DIMENSIONS	48" D x 12" W x 4" H
WEIGHT CAPACITY	—
WEIGHT	8 lbs



TOOL DRAWER TIP: Stack these drawers for maximum efficiency

TURNKEY FLEET SERVICES



Ship Through or Local Installation Across North America for all Types of Cargo Vans

We are pleased to offer an efficient, personalized service to answer all questions regarding:

1. Analysis

- › Cargo Needs Analysis
- › Custom 3D CAD Layouts
- › Hands-on Equipment Demo

2. Testing

- › Test Fitting
- › Pilot Build and Review
- › Package Optimization based on Technician Feedback

3. Delivery

- › Delivery, Production, Installation Planning and Scheduling
- › Vehicle Status Tracking

4. Service

- › Dedicated Fleet Account Management Team
- › Distributor Service Support Network
- › Live Customer Service



A Clarience Technologies Company

**MAXIMIZE YOUR VAN'S
STORAGE SPACE AND
ORGANIZATION WITH
RANGER DESIGN!**

For the ultimate upfit solution, you can count on Ranger Design to deliver. Engineered for unmatched toughness, our products are built with exceptional craftsmanship and a flawless fit.

The perfect fit for your toughest jobs!



CONTACT US

cs@rangerdesign.com

1-800-565-5321

rangerdesign.com

